






# Local Control *and* Accountability Plan

Chino Valley Unified School District  
Annual Update to the Board of Education-Part 6  
April 18, 2019

# LCAP Goals Set by Chino Valley Unified





<p><b>1</b> </p>	<p><b>All students are provided a high-quality teaching and learning environment.</b> Basic Services (State Priority 1) Implementation of State Standards (State Priority 2) Access to a Broad Course of Study (State Priority 7)</p>
<p><b>2</b> </p>	<p><b>Students, parents, families, and staff are connected and engaged to their school to ensure student success.</b> Parent Involvement (State Priority 3) Student Engagement (State Priority 5) School Climate (State Priority 6)</p>
<p><b>3</b> </p>	<p><b>All students are prepared for college and career beyond graduation.</b> Student Achievement (State Priority 4) Student Outcomes in a Broad Course of Study (State Priority 8)</p>



**Students, parents, families, and staff are connected and engaged to their school to ensure student success.**

**State Priorities 3, 5, & 6**

**Highlight of Actions and Services**

HOPE Resource Center 	Health Clinic 	Attendance Counts! 	Foster Youth Support 
<ul style="list-style-type: none"> <li>✓ 355 families served</li> <li>✓ 1,416 families accessed Care Closet</li> <li>✓ 28 unaccompanied/homeless youth were assisted with college and career readiness and 100% are on track to graduate</li> <li>✓ 79 homeless students received tutoring with an average of .63% grade level improvement and a 71% increase in students' math grades</li> </ul>	<ul style="list-style-type: none"> <li>✓ 640 unduplicated patients</li> <li>✓ 1249 vaccines administered</li> <li>✓ 2070 office visits</li> <li>✓ Parent survey 88% rated services a 5 on a 1-5 rating scale</li> </ul>	<ul style="list-style-type: none"> <li>✓ Attendance Counts! banners</li> <li>✓ Model School Attendance Review Board (SARB)</li> <li>✓ 1482 home visits</li> <li>✓ 119 SARB Hearings</li> </ul>	<ul style="list-style-type: none"> <li>✓ An average of 496 served on foster youth counselor caseload</li> <li>✓ 44 benefited from free tutoring services</li> <li>✓ 10 pursuing higher education</li> </ul>

## Highlight of Actions and Services continued...

### Multi-Tiered System of Support for Behavior (MTSS-B)

- ✓ 12.0 FTE intervention counselors for K-8 schools
- ✓ 2,919 elementary and junior high students were provided Tier I and Tier II push in classroom services
- ✓ 253 elementary and junior high students were provided Tier II and Tier III small group services with a 44% exit rate
- ✓ 20 District-level Tier I, II, and III trainings completed this school year
- ✓ Positive Behavior Intervention Support (PBIS) implementation for all K-12 schools

### Safe Schools Ambassadors Program

Elementary Schools  
Junior High Schools  
K-8 Schools  
Ayala High School  
Chino Hills High School




### Professional Development on “Other Means of Correction” in lieu of suspension and expulsion



## Highlight of Actions and Services continued...

### Parent Academies/Trainings



50 Parent and 38 Staff trainings: 2017-2018  
107 Parent and 37 Staff trainings: 2018-2019

#### Focus Areas

- ✓ English Learner Academy
- ✓ Parents are Partners
- ✓ Transitions in School
- ✓ School Site Council
- ✓ Elementary Teacher PD \*
- ✓ School Community Liaison \*
- ✓ PBIS Parent Academy \***2018-2019**

### Bilingual Translation




- ✓ 20 sites with bilingual clerks
- ✓ Translations for meetings and communications

## Goal 2: Achieved Annual Measurable Outcomes

### STATE PRIORITY 3- PARENT AND FAMILY INVOLVEMENT

CVUSD: 100% by June 2019



- Increase school sites having at least four (4) or more School Site Council meetings
- Increase school sites having at least four (4) or more English Learner Advisory Committee meetings
- District to hold at least four (4) District-level English Learner Advisory Committee meetings

CVUSD: 100% by June 2019



All school sites providing training to parents and families

School Quality Survey Results

N=4,859



- Families are informed about school sponsored activities: 82%
- Families are encouraged to attend school-sponsored activities: 93%
- Schools encourage families to volunteer: 80%
- Staff members and families treat each other with respect: 86%

**Goal 2: Achieved Annual Measurable Outcomes continued...**

**STATE PRIORITY 5- STUDENT ENGAGEMENT**

**CVUSD: 96.34% (2017-2018)**

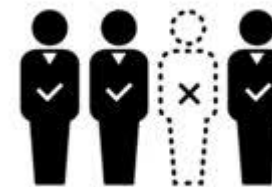
State: 94.69%



Increase Attendance Rate

**CVUSD: 6.1% (2017-2018)**

State: 9.0%




Decrease Chronic Absenteeism Rate

**CVUSD: .3% (2016-2017)**

County: .5%

State: 2.77%




Decrease Middle School Drop Out

**CVUSD: 1.1% (2016-2017)**

County: 2.6%

State: 2.4%



Decrease High School Drop Out

**Goal 2: Achieved Annual Measurable Outcomes continued...**

**STATE PRIORITY 6- SCHOOL CLIMATE**

**CVUSD: 0.03% (2017-2018)**

State: 0.09%




Decrease Expulsions

**CVUSD: 1.7% (2017-2018)**

County: 4.3%

State: 3.5%



Decrease Suspensions



